



WARNINGS

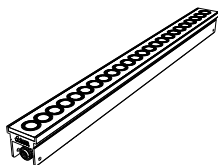
- Mains power must be switched off before installing products.
- The connection, installation, commissioning and assembly operations of the products must be performed by qualified technicians.
- Do not install wet, deformed or defective products and equipments, do not provide power, please contact the nearest technical service.
- Install the products only in accordance with the connection patterns specified in the relevant Specification Sheet.
- Do not open or attempt to repair the products and connection equipments.



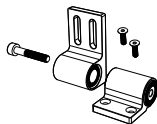
WARNINGS

- Do not open extra holes on products for mounting and protect products from impacts.
- Do not install the products except as described below.
- Different installation of products may cause products to malfunction or hazardous conditions.
- Use recommended mounting equipments for products.
- This product is not suitable for indoor use. Electric shock may pose a risk of fire or combustion.
- Please follow the steps below when installing the products

Packet Contents



1 Pcs. Leoline® S12 Series



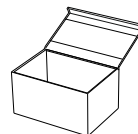
2 Pcs. Mounting Bracket Set



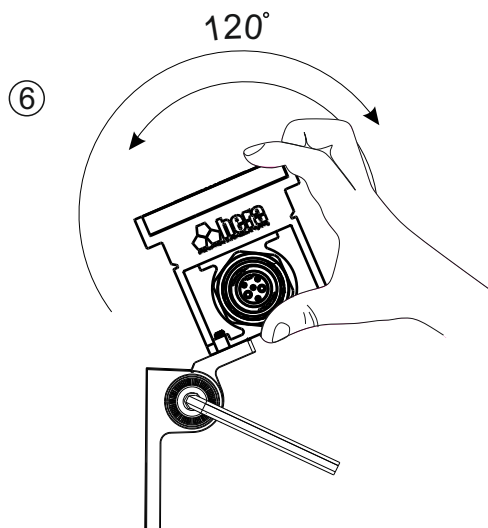
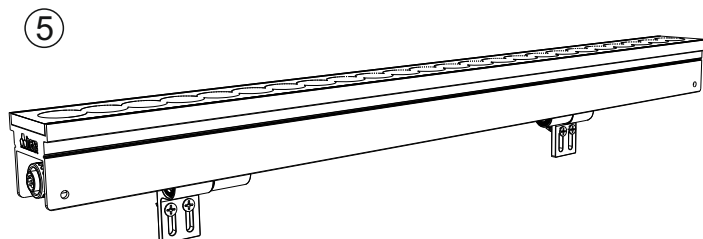
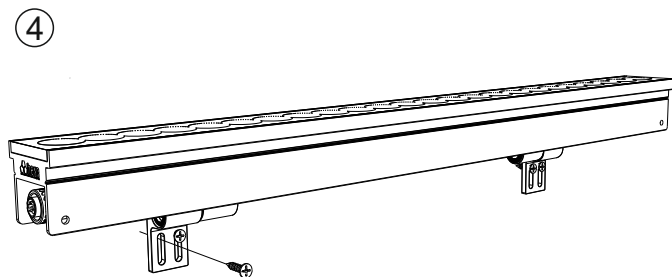
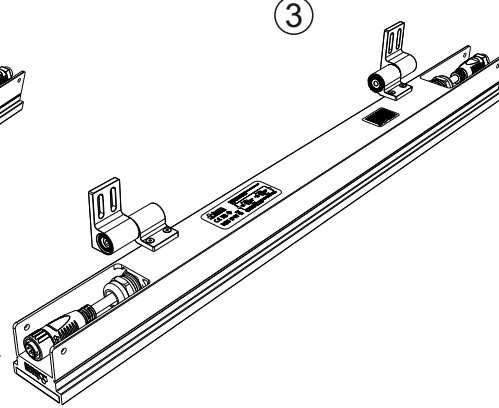
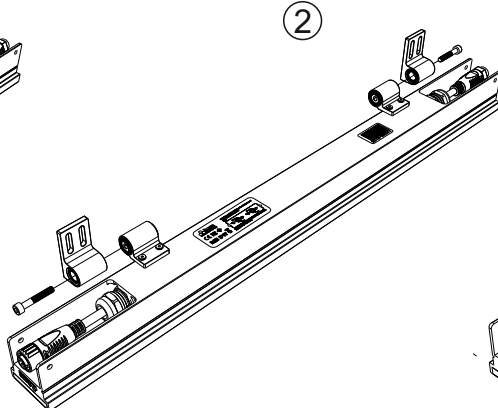
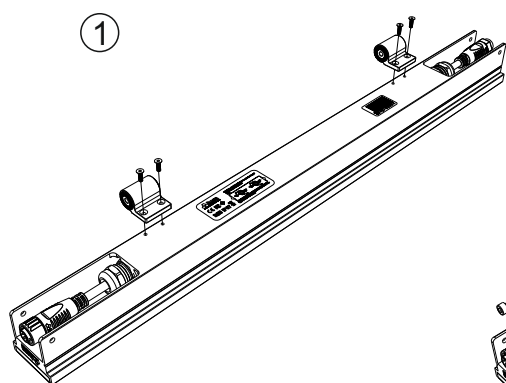
Installation Guide

Box Dimension HxWxD

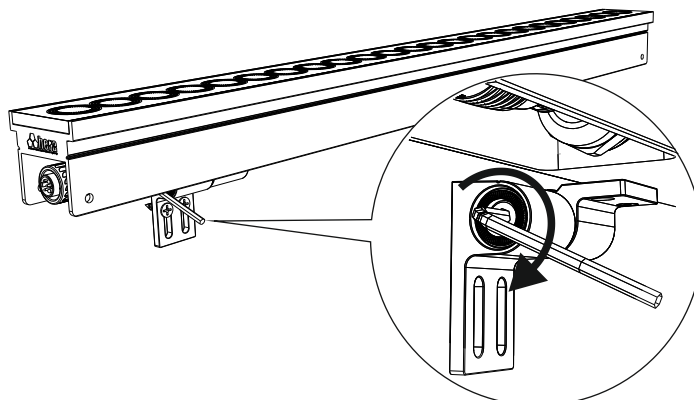
Leoline S12 315mm	80x465x80mm
Leoline S12 615mm	80x765x80mm
Leoline S12 915mm	80x1065x80mm
Leoline S12 1215mm	80x1365x80mm
Leoline S12 1515mm	80x1665x80mm



Installation



7



*Adjustable gear of luminaries with 10 angle

